



Raising standards in scaffolding



Contract Managers closing Inspections Issues

CLOSING EXISTING ISSUES













Step 1
Write any comments supporting why you are closing it

Step 1
Select if appropriate choose the camera icon and take a landscape picture of the issues you are closing as proof of resolution

Step 3
Select Close to close an issue

Note !
Select Edit pencil icon for more detail and any further pictures

The screenshot shows the ALLSAFE scaffolding software interface. The top navigation bar includes 'Logout' and 'Help' buttons. Below the navigation bar, there are tabs for 'Start Inspection', 'Add Issue', 'Existing Inspections', and 'Existing Issues'. The 'Existing Issues' tab is active, displaying a table of issues. The table has columns for 'Issue Type', 'Question / Issue Detail', 'Date Identified', 'Status', 'Images', 'Close Issue', 'Edit', and 'Delete'. The issues listed are:

Issue Type	Question / Issue Detail	Date Identified	Status	Images	Close Issue	Edit	Delete
Health and Safety	Standard Spacing	13/06/2022	Awaiting Staff Resolution	 1 of 1	<input type="text"/> <input type="button" value="Close"/>		
Health and Safety	Ladder Compliance	13/06/2022	Awaiting Staff Resolution		<input type="text"/> <input type="button" value="Close"/>		
Health and Safety	Sleeves Staggered	13/06/2022	Awaiting Staff Resolution	0	<input type="text"/> <input type="button" value="Close"/>		
Scope	Window Reveals	13/06/2022	Awaiting Staff Resolution	0	<input type="text"/> <input type="button" value="Close"/>		
Scope	Caps on touching tubes	13/06/2022	Awaiting Staff Resolution	0	<input type="text"/> <input type="button" value="Close"/>		

Yellow arrows and numbered callouts (1, 2, 3, and !) point to the 'Close Issue' column for each row, indicating the steps for closing an issue. Callout 1 points to the camera icon, callout 2 points to the 'Close' button, callout 3 points to the 'Close' button, and callout ! points to the 'Close' button.



Contact Us:
Office Telephone 01295 367 117

Email
sales@allsafescaffolding.com

Allsafe Scaffolding Ltd
Target House
Thorpe Way Industrial Estate
Banbury, Oxfordshire, OX16 4SP

